



| ICAO

CAPACITY & EFFICIENCY

ICAO Air Traffic Flow Management (ATFM)  
Global Symposium

ATFM: together, bringing every destination closer

Singapore, 20 to 22 November 2017

# A global approach to ATFM

Nicolas Hinchliffe

*ICAO ANB/AMO Technical Officer*



Singapore – 20 Nov 2017



ICAO

CAPACITY & EFFICIENCY

ICAO Air Traffic Flow Management (ATFM)  
Global Symposium

ATFM: together, bringing every destination closer

Singapore, 20 to 22 November 2017

# World's busiest city pair in 2016 ?

*(In passengers transported)*



Pigeonhole.at – Code ATFM



- A global strategy applied in APAC



- Your symposium



# Air Traffic Flow Chart 2015

More Info: <http://gis.icao.int>





ICAO

CAPACITY & EFFICIENCY

ICAO Air Traffic Flow Management (ATFM)  
Global Symposium

ATFM: together, bringing every destination closer

Singapore, 20 to 22 November 2017

# ATFM Strategy







# Doc 9971





## Air Traffic Flow Chart 2015 AsiaPac







ICAO

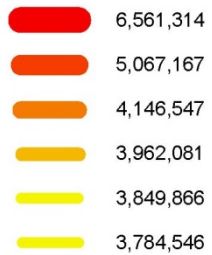
# CAPACITY & EFFICIENCY

ICAO Air Traffic Flow Management (ATFM)  
Global Symposium


ATFM: together, bringing every destination closer

Singapore, 20 to 22 November 2017

## Legend Nb Passengers







**PyeongChang 2018**



**RUGBY  
WORLD CUP™**  
JAPAN日本2019

Why now ?



**TOKYO 2020**





ICAO

CAPACITY & EFFICIENCY

ICAO Air Traffic Flow Management (ATFM)  
Global Symposium

ATFM: together, bringing every destination closer

Singapore, 20 to 22 November 2017

# ATFM sequence

1) Implementation

1) Collaboration








# ATFM Mathematics


$$1 + 1 = 1$$


























# ICAO CAPACITY & EFFICIENCY

ICAO Air Traffic Flow Management (ATFM)  
Global Symposium

ATFM: together, bringing every destination closer

Singapore, 20 to 22 November 2017





ICAO

CAPACITY & EFFICIENCY

ICAO Air Traffic Flow Management (ATFM)  
Global Symposium

ATFM: together, bringing every destination closer

Singapore, 20 to 22 November 2017

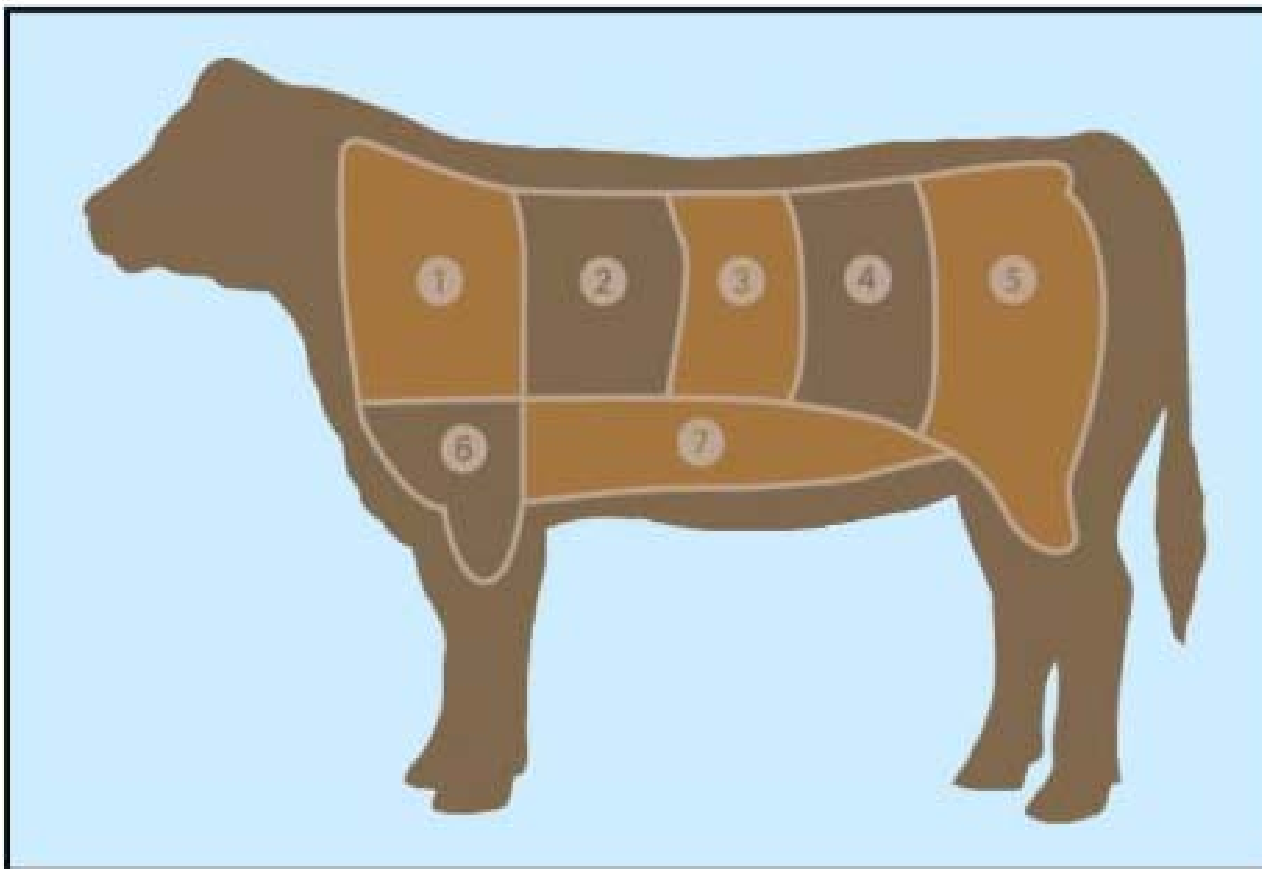
# Innovation







# This is not a cow





# ICAO CAPACITY & EFFICIENCY

ICAO Air Traffic Flow Management (ATFM)  
Global Symposium

ATFM: together, bringing every destination closer

Singapore, 20 to 22 November 2017



ICAO

North American  
Central American  
and Caribbean  
(NACC) Office  
Mexico City

South American  
(SAM) Office  
Lima

ICAO  
Headquarters  
Montréal

Western and  
Central African  
(WACAF) Office  
Dakar

European and  
North Atlantic  
(EUR/NAT) Office  
Paris

Middle East  
(MID) Office  
Cairo

Eastern and  
Southern African  
(ESAF) Office  
Nairobi

Asia and Pacific  
(APAC) Sub-office  
Beijing

Asia and Pacific  
(APAC) Office  
Bangkok

THANK YOU



# ICAO CAPACITY & EFFICIENCY

ICAO Air Traffic Flow Management (ATFM)  
Global Symposium

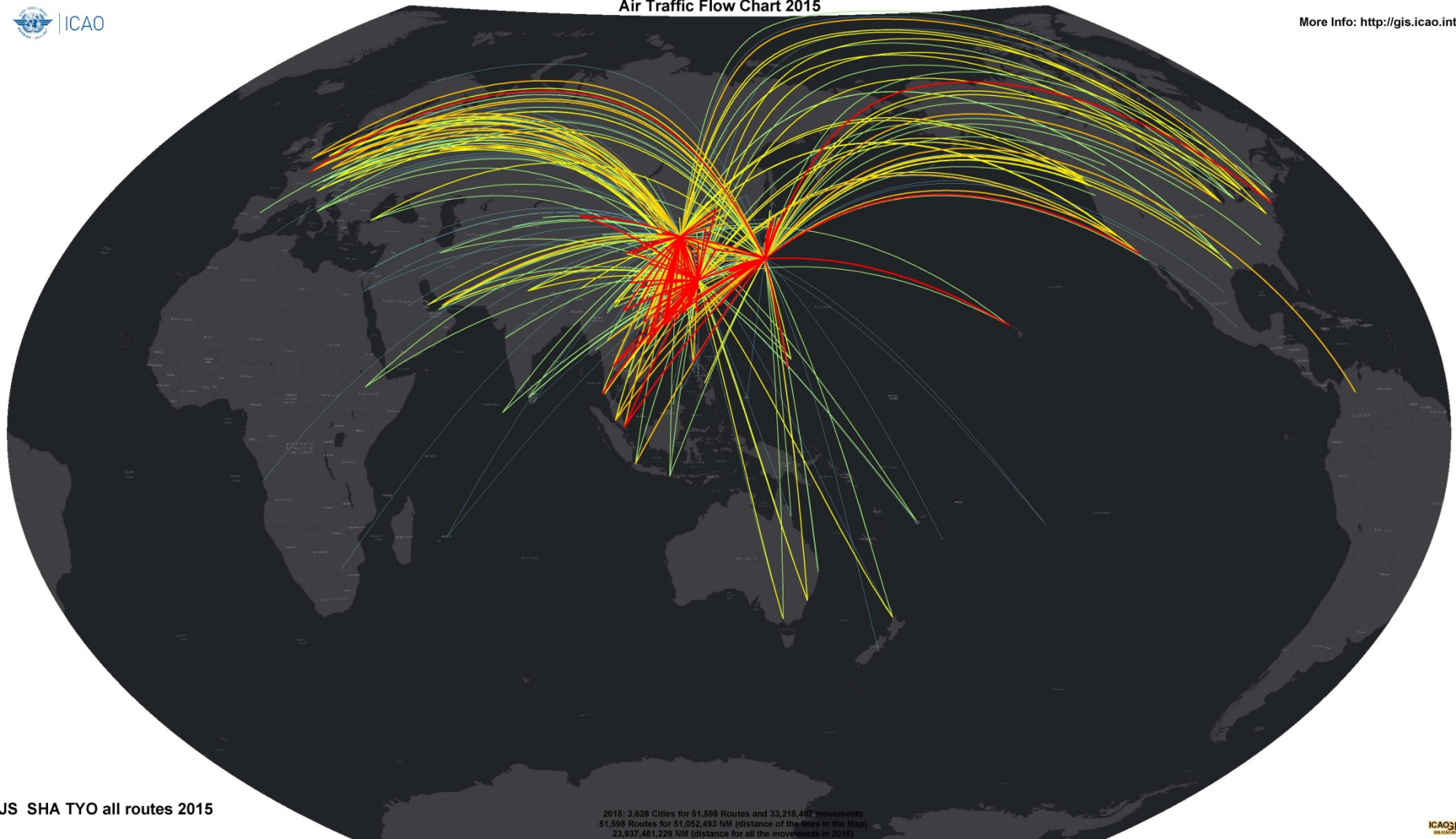
ATFM: together, bringing every destination closer

Singapore, 20 to 22 November 2017



Air Traffic Flow Chart 2015

More Info: <http://gis.icao.int>



BJS SHA TYO all routes 2015

2015: 3,628 Cities for 51,598 Routes and 33,216,407 movements  
51,598 Routes for 51,052,493 NM (distance of the lines in the Map)  
23,937,481,229 NM (distance for all the movements in 2015)

ICAO GIS